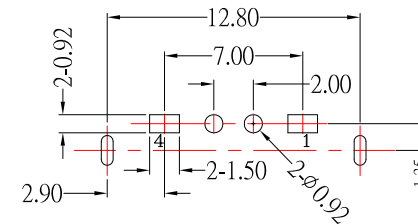
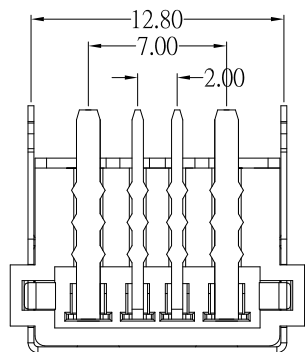
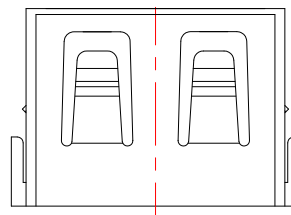
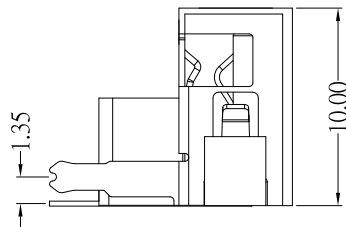
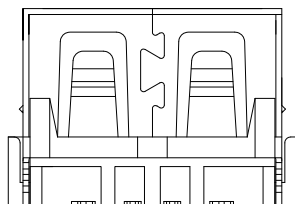


SECTION A-A



P.C.B LAYOUT MOUNTING PATTERN



SUA-110H58I-x-S236

COLOR :

Black: B
White : W

SPECIFICATIONS

Electrical:

- 1. Rating: 5.0A , 30V DC
- 2. Contact Resistance: 30 mΩ Max
- 3. Dielectric Withstanding Voltage: 500 V AC
- 4. Insulation Resistance: 1000 MΩ Min

Mechanical:

- 1. Connector Mate and Unmate Force
 - 1.1 Mate force: 35 N (Max)
 - 1.2 Unmate force: 10N (Min)

Material:

- 1. Housing: PBT
- 2. Contact: Brass
- 3. Shell: SPCC

Finish:

- 1. Contact: Plated Gold in Mating Area ;
Tin Plated on Solder Balls ;
Nickel under plated overall
- 2. Shell: Nickel under Plated surface layer

ITEM NO.	DESCRIPTION	DRAWN	DATE
2	新增尺寸	Jack	011521
1	新增PCB LAYOUT尺寸及新增顏色選項	Jack	011421

CONTACT 建倚科技股份有限公司
CONTACT TECHNOLOGY CORP.

TOLERANCE UNLESS OTHERWISE STATED:

Up to 5 ±0.2
Above 5 ~ 15 ±0.3
Above 15 ~ 30 ±0.4
Above 30 ~ 50 ±0.5
Angle ±0.3°

3RD. ANGEL'S



UNITS MM

DRAWN BY:	DATE	MAT'L	TITLE	CONNECTOR
Jack Lu	01/21/21			
CHECKED BY:	DATE	FINISH	MODLE	USB AF 短體10.0 無捲邊 後2腳 加高H9.8mm 端子腳加寬
Jacky Chen	01/21/21			
APPROVED BY:	DATE	SCALE	DWG NO.	SUA-110H58I-x-S236
Tony Kao	01/21/21	1 : 1	PART NO.	SUA-110H58I-x-S236
		SHEET NO.	1 of 1	SIZE A4
				VER R